

HITEK IOT HMI 7000 series

Model: ISM7043WE

Product Overview

ISM7000 series, a new generation of IoT human-machine interface. Continues the high cost-effectiveness of the ISM6000 series, with industrial ABS plastic casing, high adaptability and reliability; The new rear cover mold setting optimizes the rear cover design based on the ISM6000 series, removes the small cover design, increases antenna holes, and improves the overall design feel of the product. There are also multiple resolution models available to meet the needs of different application scenarios.

ISM7043WE is a traditional HMI product that uses 1G, A7 processors, with cost-effective advantage.

Products Appearance


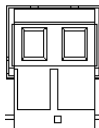
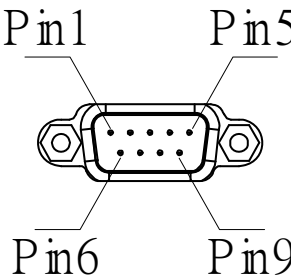
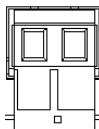




Hardware Specification

Hardware Parameters	Display	4.3'16:9 TFT LCD
	Resolution	800×480 pixels
	Color range	16-bit
	Brightness (cd/m ²)	250
	Backlight	LED
	Half Brightness Life Time (MTBF*1)	50000 hours
	Touch Screen	4-wire Industrial Resistive Type
	CPU	1GHz Cortex-A7
	Memory	128MB Flash + 128MB DDR3
	RTC	Built-in
	Ethernet port	1-line 10M/100M self-adaptive
	SD Card	Not Support
	USB Port	1 USB Type-C OTG port
	Serial port	COM1: RS232/RS485/RS422; COM2: RS485 COM3: RS232
	LCD viewing angle (T/B/L/R)	80'/80'/80'/80'
Electrical specifications	Rated Power	< 5W
	Rated Voltage	DC24V
	Permitted voltage range	+9VDC ~+28VDC
	Power supply protection	With lightning surge protection
	Allowable power-off time	< 5mS
	Certification	CE: Comply with EN61000-6-2:2005, EN61000-6-4:2007 standards RoHS: Comply with RoHS EMC: Lightning surge±1KV, group pulse±2KV Electrostatic contact 4KV, air discharge:8KV
Environmental requirements	Working Temperature	0~50°C
	Storage Temperature	-20~60°C
	UV-Proof	Do not work in strong ultraviolet environment (such as direct

		sunlight).
	Environment humidity	10~90%RH (Non condensing)
	Anti-vibration	10~25Hz(X,Y,Z direction 2G/30 minutes)
	Cooling method	Natural Cooling
Mechanical Parameters	Protection	Front: IP65 Rear: IP20
	Mechanical Structure	Engineering Plastics
	Panel Cutout	132mm×80mm
	Machine Size	138mm×86mm×32mm
	Net Weight	About 300g

Wiring Definition

		
Power Terminal (Pin1~2 from left to Right)		
	Pin1	0V
	Pin2	DC24V
DB9 Serial Port Terminal		
	Pin1	Rx-(B) (COM1 RS422/RS485-)
	Pin2	RxD (COM1 RS232)
	Pin3	TxD (COM1 RS232)
	Pin4	Tx- (COM1 RS422)
	Pin5	GND
	Pin6	Rx+(A) (COM1 RS422/RS485+)
	Pin7	RxD (COM3 RS232)
	Pin8	TxD (COM3 RS232)
	Pin9	Tx+ (COM1 RS422)
485 terminal (Pin1~2 from left to Right)		
	Pin1	A+ (COM2 RS485)
	Pin2	B- (COM2 RS485)
USB OTG port		
	Type-C	Slave: Used for downloading programs and debugging
		Master: Used for connecting U-disc and bar code scanner etc.
Ethernet Port		
	RJ45	Used for setting Ethernet with controllers or used for connecting server.

Dimension drawing

